

# Disjoint Sets: Efficient Implementations

Alexander S. Kulikov

Steklov Institute of Mathematics at St. Petersburg  
Russian Academy of Sciences

**Data Structures Fundamentals**  
**Algorithms and Data Structures**

# Outline

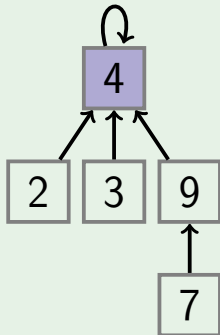
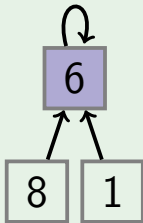
- 1 Trees
- 2 Union by Rank
- 3 Path Compression
- 4 Analysis

- Represent each set as a rooted tree

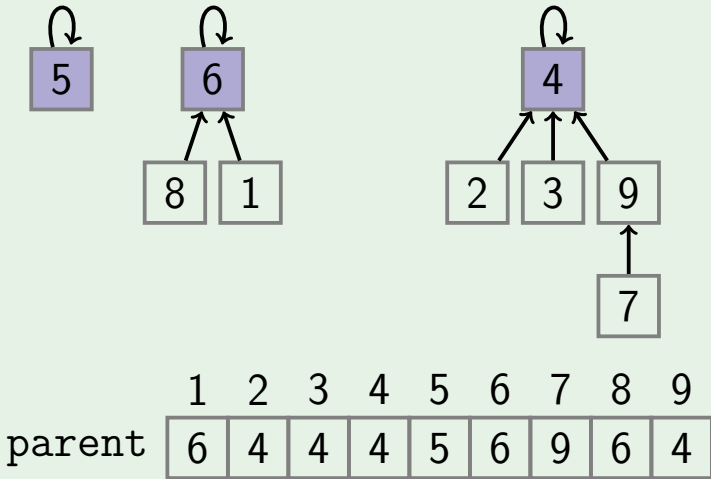
- Represent each set as a rooted tree
- ID of a set is the root of the tree

- Represent each set as a rooted tree
- ID of a set is the root of the tree
- Use array  $\text{parent}[1 \dots n]$ :  $\text{parent}[i]$  is the parent of  $i$ , or  $i$  if it is the root

# Example



# Example



MakeSet ( $i$ )

parent[ $i$ ]  $\leftarrow i$



MakeSet ( $i$ )

$\text{parent}[i] \leftarrow i$

Running time:  $O(1)$

## MakeSet ( $i$ )

$\text{parent}[i] \leftarrow i$

Running time:  $O(1)$

## Find ( $i$ )

```
while  $i \neq \text{parent}[i]$ :  
     $i \leftarrow \text{parent}[i]$   
return  $i$ 
```

## MakeSet( $i$ )

```
parent[ $i$ ]  $\leftarrow i$ 
```

Running time:  $O(1)$

## Find( $i$ )

```
while  $i \neq \text{parent}[i]$ :  
     $i \leftarrow \text{parent}[i]$   
return  $i$ 
```

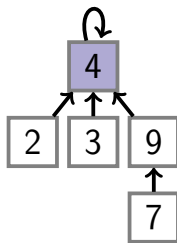
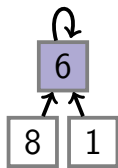
Running time:  $O(\text{tree height})$

- How to merge two trees?

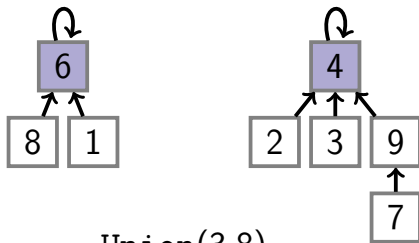
- How to merge two trees?
- Hang one of the trees under the root of the other one

- How to merge two trees?
- Hang one of the trees under the root of the other one
- Which one to hang?

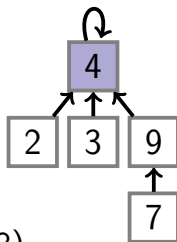
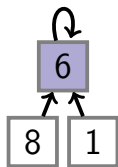
- How to merge two trees?
- Hang one of the trees under the root of the other one
- Which one to hang?
- A shorter one, since we would like to keep the trees shallow



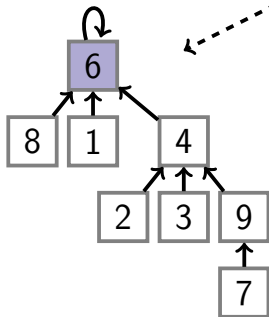


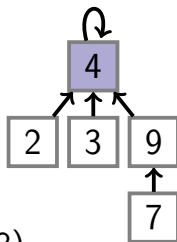
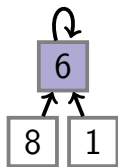


Union(3,8)

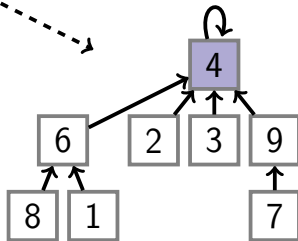
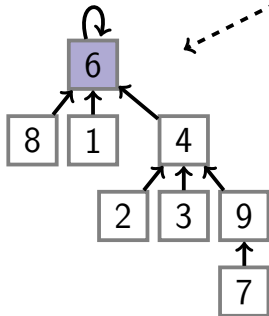


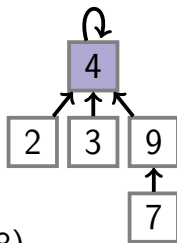
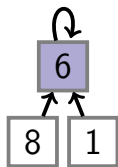
Union(3,8)



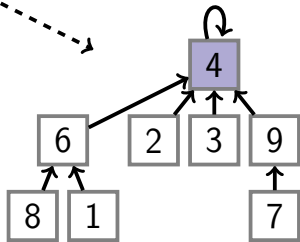
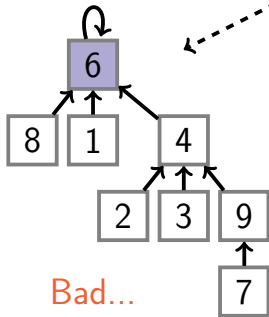


Union(3,8)





Union(3,8)



# Outline

- 1 Trees
- 2 Union by Rank
- 3 Path Compression
- 4 Analysis

- When merging two trees we hang a shorter one under the root of a taller one

- When merging two trees we hang a shorter one under the root of a taller one
- To quickly find a height of a tree, we will keep the height of each subtree in an array  $\text{rank}[1 \dots n]$ :  $\text{rank}[i]$  is the height of the subtree whose root is  $i$

- When merging two trees we hang a shorter one under the root of a taller one
- To quickly find a height of a tree, we will keep the height of each subtree in an array  $\text{rank}[1 \dots n]$ :  $\text{rank}[i]$  is the height of the subtree whose root is  $i$
- (The reason we call it rank, but not height will become clear later)



- When merging two trees we hang a shorter one under the root of a taller one
- To quickly find a height of a tree, we will keep the height of each subtree in an array  $\text{rank}[1 \dots n]$ :  $\text{rank}[i]$  is the height of the subtree whose root is  $i$
- (The reason we call it rank, but not height will become clear later)
- Hanging a shorter tree under a taller one is called a **union by rank heuristic**

## MakeSet ( $i$ )

```
parent[ $i$ ]  $\leftarrow i$   
rank[ $i$ ]  $\leftarrow 0$ 
```

## Find ( $i$ )

```
while  $i \neq$  parent[ $i$ ]:  
     $i \leftarrow$  parent[ $i$ ]  
return  $i$ 
```

## Union( $i, j$ )

$i\_id \leftarrow \text{Find}(i)$

$j\_id \leftarrow \text{Find}(j)$

if  $i\_id = j\_id$ :

    return

if  $\text{rank}[i\_id] > \text{rank}[j\_id]$ :

$\text{parent}[j\_id] \leftarrow i\_id$

else:

$\text{parent}[i\_id] \leftarrow j\_id$

    if  $\text{rank}[i\_id] = \text{rank}[j\_id]$ :

$\text{rank}[j\_id] \leftarrow \text{rank}[j\_id] + 1$

# Example

Query:

	1	2	3	4	5	6
parent						
rank						

# Example

Query:

MakeSet(1)

MakeSet(2)

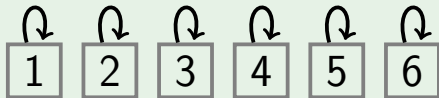
...

MakeSet(6)

	1	2	3	4	5	6
parent						
rank						

# Example

Query:

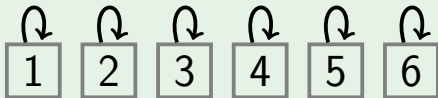


	1	2	3	4	5	6
parent	1	2	3	4	5	6
rank	0	0	0	0	0	0

# Example

Query:

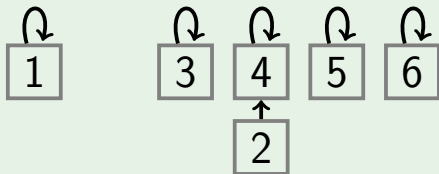
Union(2, 4)



	1	2	3	4	5	6
parent	1	2	3	4	5	6
rank	0	0	0	0	0	0

# Example

Query:



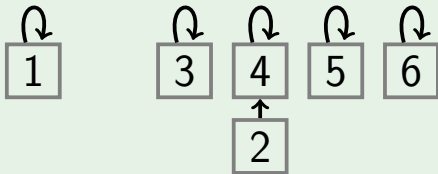
	1	2	3	4	5	6
parent	1	4	3	4	5	6
rank	0	0	0	1	0	0



# Example

Query:

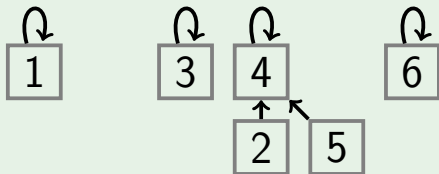
Union(5, 2)



	1	2	3	4	5	6
parent	1	4	3	4	5	6
rank	0	0	0	1	0	0

# Example

Query:

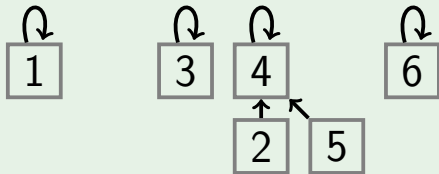


	1	2	3	4	5	6
parent	1	4	3	4	4	6
rank	0	0	0	1	0	0

# Example

Query:

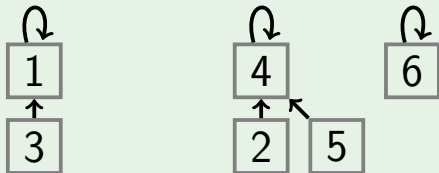
Union(3, 1)



	1	2	3	4	5	6
parent	1	4	3	4	4	6
rank	0	0	0	1	0	0

# Example

Query:

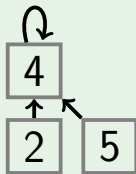
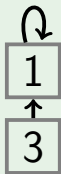


	1	2	3	4	5	6
parent	1	4	1	4	4	6
rank	1	0	0	1	0	0

# Example

Query:

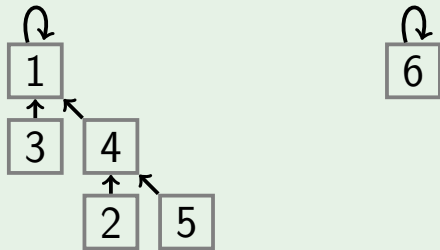
Union(2, 3)



	1	2	3	4	5	6
parent	1	4	1	4	4	6
rank	1	0	0	1	0	0

# Example

Query:

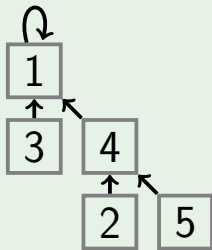


	1	2	3	4	5	6
parent	1	4	1	1	4	6
rank	2	0	0	1	0	0

# Example

Query:

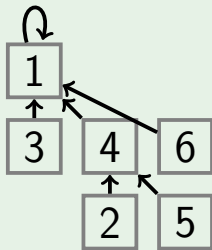
Union(2, 6)



	1	2	3	4	5	6
parent	1	4	1	1	4	6
rank	2	0	0	1	0	0

# Example

Query:



	1	2	3	4	5	6
parent	1	4	1	1	4	1
rank	2	0	0	1	0	0



**Important property:** for any node  $i$ ,  $\text{rank}[i]$  is equal to the height of the tree rooted at  $i$

## Lemma

The height of any tree in the forest is at most  $\log_2 n$ .

## Lemma

The height of any tree in the forest is at most  $\log_2 n$ .

Follows from the following lemma.

## Lemma

Any tree of height  $k$  in the forest has at least  $2^k$  nodes.

# Proof

Induction on  $k$ .

- Base: initially, a tree has height 0 and one node:  $2^0 = 1$ .
- Step: a tree of height  $k$  results from merging two trees of height  $k - 1$ . By induction hypothesis, each of two trees has at least  $2^{k-1}$  nodes, hence the resulting tree contains at least  $2^k$  nodes.



## Summary

The union by rank heuristic guarantees that Union and Find work in time  $O(\log n)$ .

## Summary

The union by rank heuristic guarantees that `Union` and `Find` work in time  $O(\log n)$ .

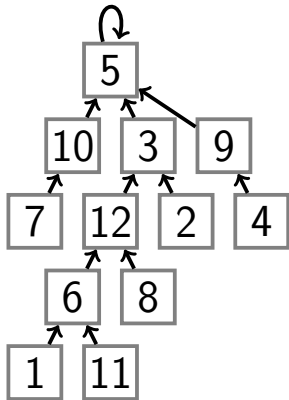
## Next part

We'll discover another heuristic that improves the running time to nearly constant!

# Outline

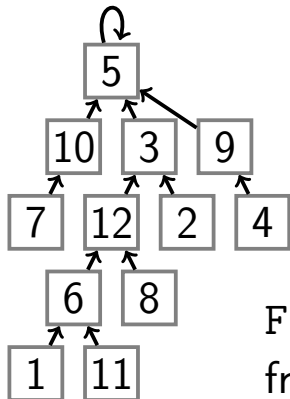
- 1 Trees
- 2 Union by Rank
- 3 Path Compression
- 4 Analysis

# Path Compression: Intuition



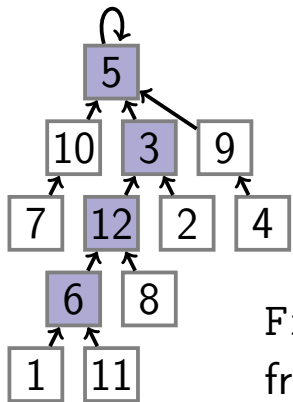


# Path Compression: Intuition



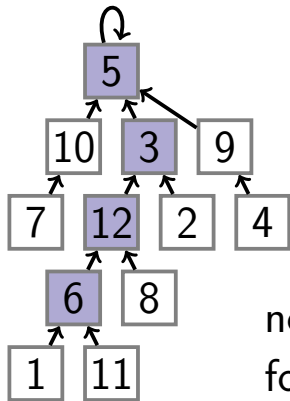
Find(6) traverses the path  
from 6 to the root

# Path Compression: Intuition



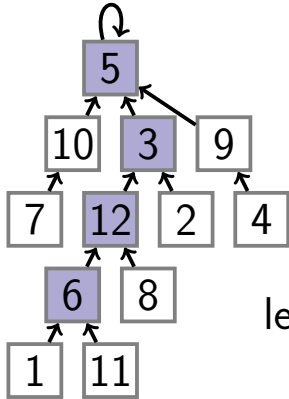
Find(6) traverses the path  
from 6 to the root

# Path Compression: Intuition



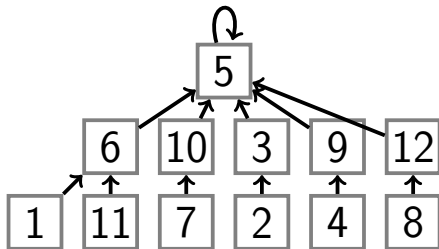
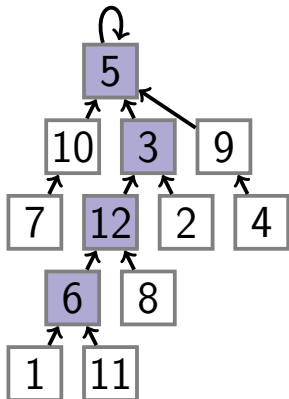
not only it finds the root  
for 6, it does so for all the  
nodes on this path

# Path Compression: Intuition

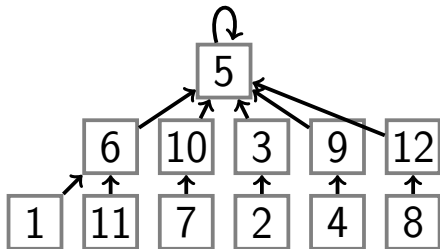
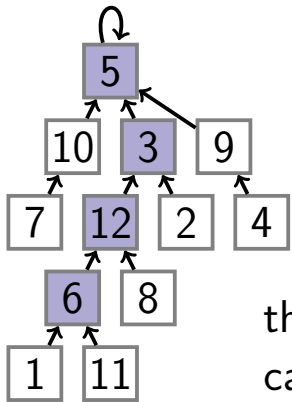


let's not lose this useful info

# Path Compression: Intuition



# Path Compression: Intuition



the resulting heuristic is  
called **path compression**

Find( $i$ )

```
if  $i \neq \text{parent}[i]$ :  
     $\text{parent}[i] \leftarrow \text{Find}(\text{parent}[i])$   
return  $\text{parent}[i]$ 
```

## Definition

The **iterated logarithm** of  $n$ ,  $\log^* n$ , is the number of times the logarithm function needs to be applied to  $n$  before the result is less or equal than 1:

$$\log^* n = \begin{cases} 0 & \text{if } n \leq 1 \\ 1 + \log^*(\log n) & \text{if } n > 1 \end{cases}$$



# Example

$n$	$\log^* n$
$n = 1$	0
$n = 2$	1
$n \in \{3, 4\}$	2
$n \in \{5, 6, \dots, 16\}$	3
$n \in \{17, \dots, 65536\}$	4
$n \in \{65537, \dots, 2^{65536}\}$	5

## Lemma

Assume that initially the data structure is empty. We make a sequence of  $m$  operations including  $n$  calls to `MakeSet`. Then the total running time is  $O(m \log^* n)$ .

## In other words

The amortized time of a single operation is  $O(\log^* n)$ .

## In other words

The amortized time of a single operation is  $O(\log^* n)$ .

Nearly constant!

For practical values of  $n$ ,  $\log^* n \leq 5$ .

# Outline

- 1 Trees
- 2 Union by Rank
- 3 Path Compression
- 4 Analysis

# Goal

Prove that when both union by rank heuristic and path compression heuristic are used, the average running time of each operation is nearly constant.

# Height $\leq$ Rank

- When using path compression,  $\text{rank}[i]$  is no longer equal to the height of the subtree rooted at  $i$

# Height $\leq$ Rank

- When using path compression,  $\text{rank}[i]$  is no longer equal to the height of the subtree rooted at  $i$
- Still, the height of the subtree rooted at  $i$  is at most  $\text{rank}[i]$



# Height $\leq$ Rank

- When using path compression,  $\text{rank}[i]$  is no longer equal to the height of the subtree rooted at  $i$
- Still, the height of the subtree rooted at  $i$  is at most  $\text{rank}[i]$
- And it is still true that a **root node** of rank  $k$  has at least  $2^k$  nodes in its subtree: a root node is not affected by path compression

# Important Properties

- 1 There are at most  $\frac{n}{2^k}$  nodes of rank  $k$

# Important Properties

- 1 There are at most  $\frac{n}{2^k}$  nodes of rank  $k$
- 2 For any node  $i$ ,  
 $\text{rank}[i] < \text{rank}[\text{parent}[i]]$

# Important Properties

- 1 There are at most  $\frac{n}{2^k}$  nodes of rank  $k$
- 2 For any node  $i$ ,  
 $\text{rank}[i] < \text{rank}[\text{parent}[i]]$
- 3 Once an internal node, always an internal node

$T(\text{all calls to Find}) =$

$\#(i \rightarrow j) =$

$\#(i \rightarrow j: j \text{ is a root}) +$

$\#(i \rightarrow j: \log^*(\text{rank}[i]) < \log^*(\text{rank}[j])) +$

$\#(i \rightarrow j: \log^*(\text{rank}[i]) = \log^*(\text{rank}[j]))$

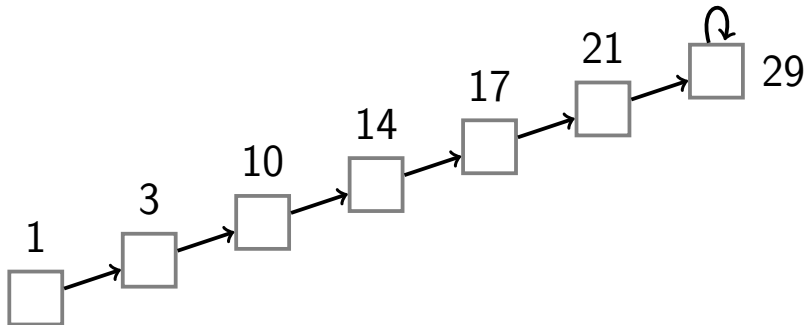
$T(\text{all calls to Find}) =$

$\#(i \rightarrow j) =$

$\#(i \rightarrow j: j \text{ is a root}) +$

$\#(i \rightarrow j: \log^*(\text{rank}[i]) < \log^*(\text{rank}[j])) +$

$\#(i \rightarrow j: \log^*(\text{rank}[i]) = \log^*(\text{rank}[j]))$



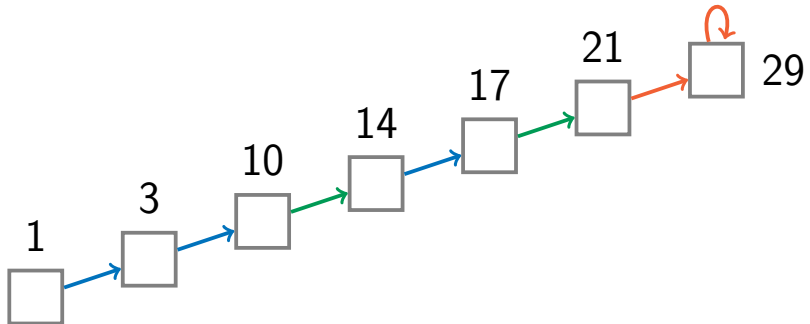
$T(\text{all calls to Find}) =$

$\#(i \rightarrow j) =$

$\#(i \rightarrow j: j \text{ is a root}) +$

$\#(i \rightarrow j: \log^*(\text{rank}[i]) < \log^*(\text{rank}[j])) +$

$\#(i \rightarrow j: \log^*(\text{rank}[i]) = \log^*(\text{rank}[j]))$



## Claim

$$\#(i \rightarrow j: j \text{ is a root}) \leq O(m)$$



## Claim

$$\#(i \rightarrow j: j \text{ is a root}) \leq O(m)$$

## Proof

There are at most  $m$  calls to Find.



## Claim

$$\begin{aligned} \#(i \rightarrow j: \log^*(\text{rank}[i]) < \log^*(\text{rank}[j])) \\ \leq O(m \log^* n) \end{aligned}$$

## Claim

$$\begin{aligned} \#(i \rightarrow j: \log^*(\text{rank}[i]) < \log^*(\text{rank}[j])) \\ \leq O(m \log^* n) \end{aligned}$$

## Proof

There are at most  $\log^* n$  different values for  $\log^*(\text{rank})$ . □

## Claim

$$\#(i \rightarrow j: \log^*(\text{rank}[i]) = \log^*(\text{rank}[j])) \leq O(n \log^* n)$$

# Proof

- assume  $\text{rank}[i] \in \{k+1, \dots, 2^k\}$

# Proof

- assume  $\text{rank}[i] \in \{k+1, \dots, 2^k\}$
- the number of nodes with rank lying in this interval is at most

$$\frac{n}{2^{k+1}} + \frac{n}{2^{k+2}} + \dots \leq \frac{n}{2^k}$$

# Proof

- assume  $\text{rank}[i] \in \{k+1, \dots, 2^k\}$
- the number of nodes with rank lying in this interval is at most

$$\frac{n}{2^{k+1}} + \frac{n}{2^{k+2}} + \dots \leq \frac{n}{2^k}$$

- after a call to  $\text{Find}(i)$ , the node  $i$  is adopted by a new parent of strictly larger rank

# Proof

- assume  $\text{rank}[i] \in \{k+1, \dots, 2^k\}$
- the number of nodes with rank lying in this interval is at most

$$\frac{n}{2^{k+1}} + \frac{n}{2^{k+2}} + \dots \leq \frac{n}{2^k}$$

- after a call to  $\text{Find}(i)$ , the node  $i$  is adopted by a new parent of strictly larger rank
- after at most  $2^k$  calls to  $\text{Find}(i)$ , the parent of  $i$  will have rank from a different interval



## Proof (Continued)

- there are at most  $\frac{n}{2^k}$  nodes with rank in  $\{k+1, \dots, 2^k\}$

## Proof (Continued)

- there are at most  $\frac{n}{2^k}$  nodes with rank in  $\{k+1, \dots, 2^k\}$
- each of them contributes at most  $2^k$

## Proof (Continued)

- there are at most  $\frac{n}{2^k}$  nodes with rank in  $\{k+1, \dots, 2^k\}$
- each of them contributes at most  $2^k$
- the contribution of all the nodes with rank from this interval is at most  $O(n)$

## Proof (Continued)

- there are at most  $\frac{n}{2^k}$  nodes with rank in  $\{k+1, \dots, 2^k\}$
- each of them contributes at most  $2^k$
- the contribution of all the nodes with rank from this interval is at most  $O(n)$
- the number of different intervals is  $\log^* n$

## Proof (Continued)

- there are at most  $\frac{n}{2^k}$  nodes with rank in  $\{k+1, \dots, 2^k\}$
- each of them contributes at most  $2^k$
- the contribution of all the nodes with rank from this interval is at most  $O(n)$
- the number of different intervals is  $\log^* n$
- thus, the contribution of all nodes is  $O(n \log^* n)$



# Summary

- Represent each set as a rooted tree

# Summary

- Represent each set as a rooted tree
- Use the root of the set as its ID

# Summary

- Represent each set as a rooted tree
- Use the root of the set as its ID
- Union by rank heuristic: hang a shorter tree under the root of a taller one



# Summary

- Represent each set as a rooted tree
- Use the root of the set as its ID
- Union by rank heuristic: hang a shorter tree under the root of a taller one
- Path compression heuristic: when finding the root of a tree for a particular node, reattach each node from the traversed path to the root

# Summary

- Represent each set as a rooted tree
- Use the root of the set as its ID
- Union by rank heuristic: hang a shorter tree under the root of a taller one
- Path compression heuristic: when finding the root of a tree for a particular node, reattach each node from the traversed path to the root
- Amortized running time:  $O(\log^* n)$   
(constant for practical values of  $n$ )